

IDB Summary Demographic Data for China

Demographic Indicators: 2000 and 2025

	2000	2025
Births per 1,000 population.....	16	12
Deaths per 1,000 population.....	7	8
Rate of natural increase (percent).....	0.9	0.3
Annual rate of growth (percent).....	0.9	0.3
Life expectancy at birth (years).....	71.4	77.4
Infant deaths per 1,000 live births.....	29	11
Total fertility rate (per woman).....	1.8	1.8

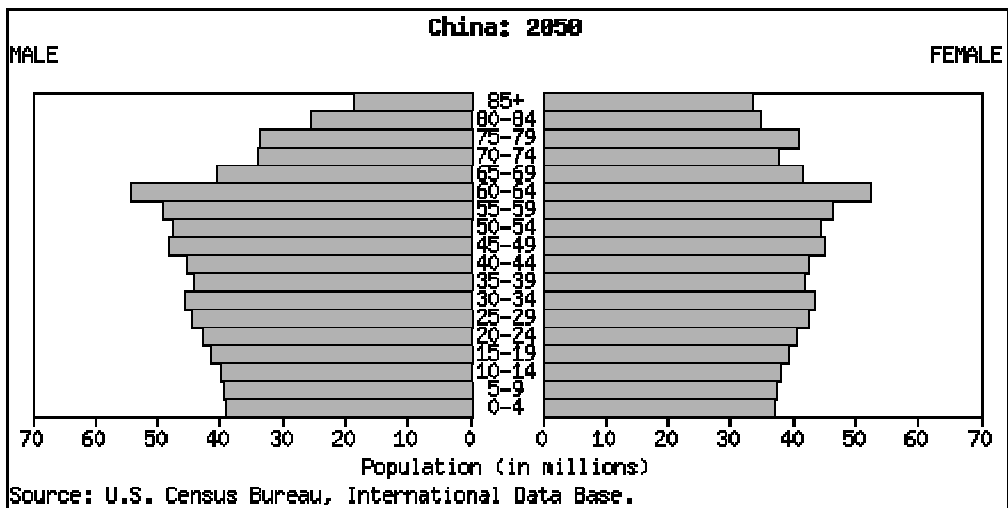
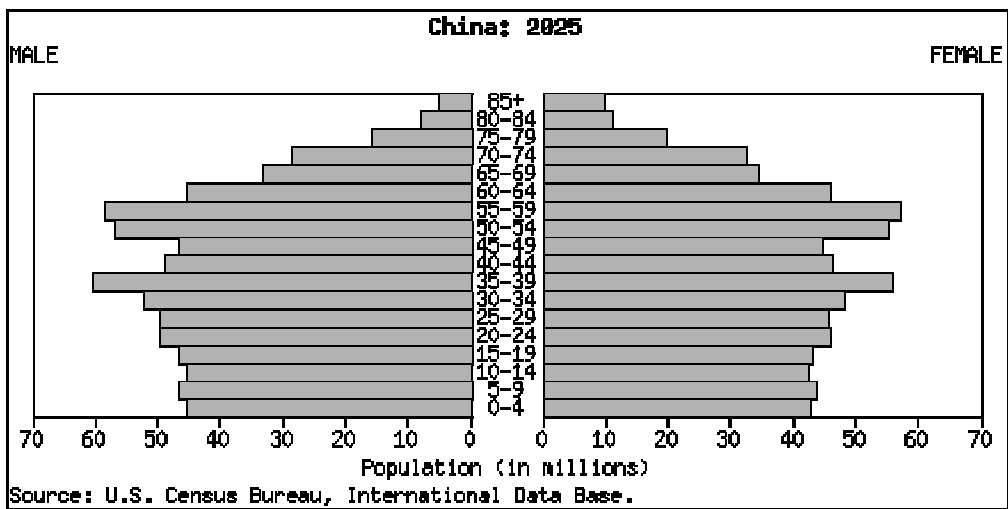
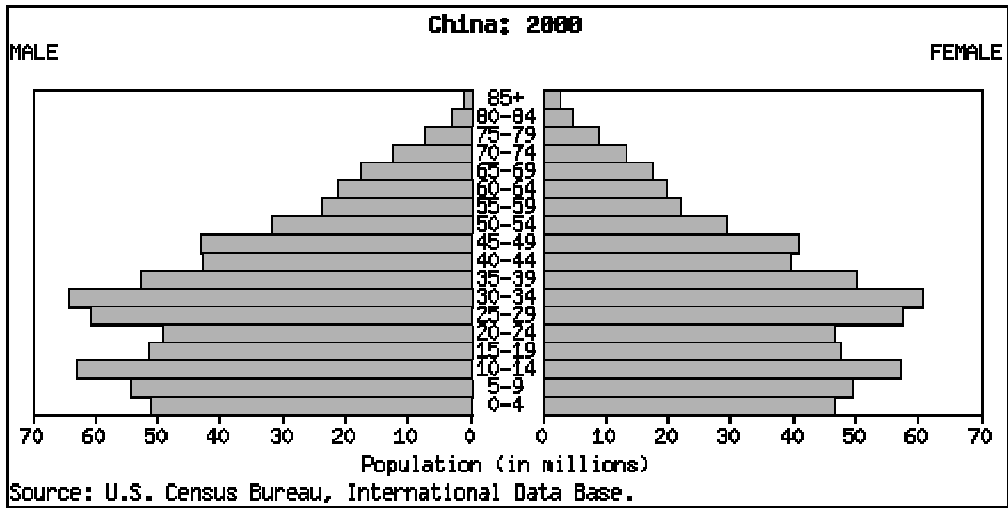
Midyear Population Estimates and Average Annual Period Growth Rates:
1950 to 2050 (Population in thousands, rate in percent)

Year	Population	Year	Population	Period	Growth Rate
1950	562,580	1996	1,216,388	1950-1960	1.5
1960	650,661	1997	1,227,714	1960-1970	2.3
1970	820,403	1998	1,239,086	1970-1980	1.8
1980	984,736	1999	1,250,464	1980-1990	1.5
1990	1,138,895	2000	1,261,832	1990-2000	1.0
1991	1,153,725	2010	1,359,141	2000-2010	0.7
1992	1,167,160	2020	1,434,458	2010-2020	0.5
1993	1,179,918	2030	1,483,121	2020-2030	0.3
1994	1,192,572	2040	1,491,737	2030-2040	0.1
1995	1,204,791	2050	1,470,469	2040-2050	-0.1

Midyear Population, by Age and Sex: 2000 and 2025
(Population in thousands)

AGE	-----2000-----			-----2025-----		
	TOTAL	MALE	FEMALE	TOTAL	MALE	FEMALE
TOTAL	1,261,832	648,977	612,855	1,464,029	741,374	722,655
00-04	97,526	51,082	46,444	87,729	45,083	42,646
05-09	103,461	54,187	49,274	90,095	46,388	43,706
10-14	119,880	62,771	57,109	87,734	45,372	42,362
15-19	98,867	51,262	47,605	89,468	46,446	43,023
20-24	95,421	49,039	46,382	95,545	49,743	45,802
25-29	118,072	60,593	57,479	95,149	49,605	45,544
30-34	124,482	63,973	60,510	100,580	52,376	48,203
35-39	102,440	52,476	49,964	116,018	60,362	55,656
40-44	82,070	42,616	39,454	94,851	48,774	46,077
45-49	83,943	43,093	40,851	91,165	46,440	44,725
50-54	61,073	31,698	29,374	111,960	56,866	55,093
55-59	45,905	23,865	22,040	115,417	58,303	57,114
60-64	40,916	21,122	19,794	91,211	45,299	45,912
65-69	34,926	17,571	17,356	67,242	33,027	34,215
70-74	25,426	12,281	13,145	60,782	28,490	32,291
75-79	15,908	7,060	8,848	35,495	15,963	19,531
80-84	7,726	3,069	4,656	18,809	7,828	10,981
85+	3,788	1,220	2,568	14,781	5,007	9,774

Source: U.S. Census Bureau, International Data Base.



Source: U.S. Bureau of the Census, [International Data Base](#)
 Note: Data updated [05-10-2000](#).